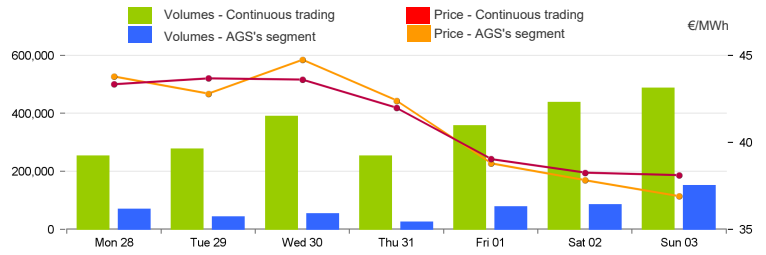


Spot Gas Market (MP-GAS)

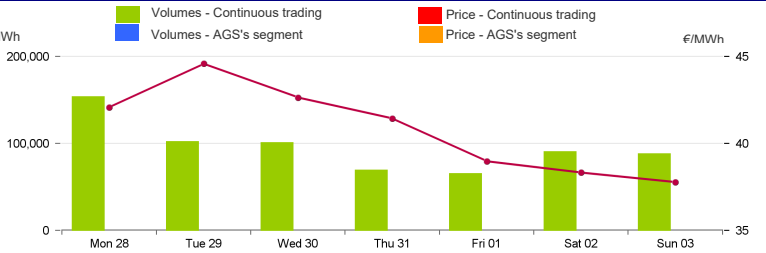
Day-Ahead Gas Market (MGP-GAS)

	Price. €/MWh				Volumes. MWh			
	Average	Var	Min	Max	Total	Var	Daily Products	WE Product
Continuous trading	41.28	-1.6%	37.00	45.00	2,453,208	+14.2%	1,632,168	821,040
	Price. €/MWh				Volumes. MWh			
	Average	Var	Min	Max	Total	Var	Purchases SRG	Sales SRG
AGS's segment	41.04	-2.4%	36.90	44.76	503,856	+109.3%	138,240	478,800



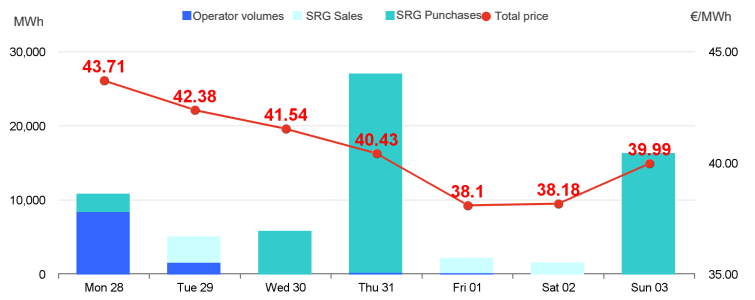
Intra-Day Gas Market (MI-GAS)

	Price. €/MWh				Volumes. MWh			
	Average	Var	Min	Max	Total	Var	Purchases SRG	Sales SRG
Continuous trading	40.83	-2.8%	37.00	45.50	667,992	+94.3%	-	-
	Price. €/MWh				Volumes. MWh			
	Average	Var	Min	Max	Total	Var	Purchases SRG	Sales SRG
AGS's segment	-	-	-	-	-	-	-	-



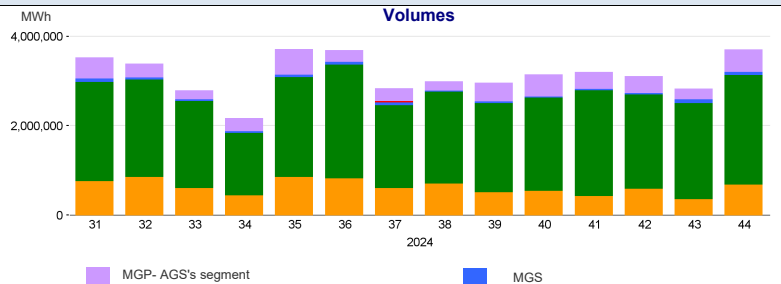
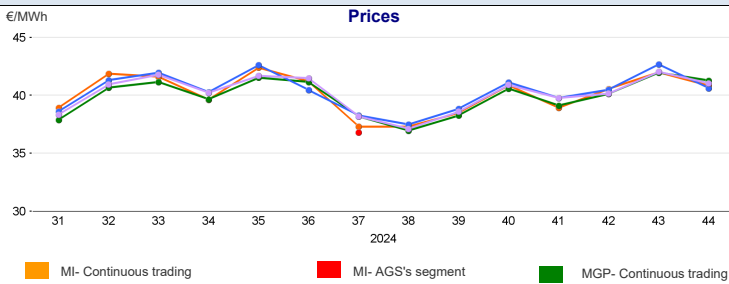
Market for the trading of gas stored (MGS-GAS)

Week	Storage	44	43
Price. (1) €/MWh	Stogit	40.62	42.69
	Edison Stoccaggio	-	-
	Total	40.62	42.69
Volumes. MWh	Stogit	68,429	85,671
	Edison Stoccaggio	-	-
	Total	68,429	85,671
SRG Activity. MWh	Purchases	51,382	26,114
	Balancing (2)	51,382	26,114
	Other purposes (3)	-	-
	Sales	7,128	18,153
	Balancing (2)	7,128	18,153
Other purposes (3)	-	-	



1) The Total price is calculated as a weighted average price for the total volumes exchanged in each storage system.
2) To securely manage any expected deviations between overall network injections and withdrawals pursuant to Art. 2.5 of Annex A, AEEGSI's Resolution 312/2016/R/gas
3) Stored gas trades by Snam Rete Gas (SRG) not included in "Balancing"

Weekly evolution



Forward Gas Market (MT-GAS)

Products	Market				OTC		Total		Open interest*			
	Minimum Price	Maximum Price	Check Price*	Trades	Volumes	Registrations	Volumes	Volumes	change %	MWh/d	MWh	
	€/MWh	€/MWh	€/MWh	change %	N.	MWh/d	N.	MWh/d	MWh/d	change %	MWh/d	MWh
M-2024-11	-	-	38.88	0.0%	-	-	-	-	-	-	-	-
M-2024-12	-	-	45.29	16.7%	-	-	-	-	-	-	-	-
M-2025-01	-	-	45.33	11.6%	-	-	-	-	-	-	-	-
Q-2025-01	-	-	45.68	13.5%	-	-	-	-	-	-	-	-
Q-2025-02	-	-	43.47	11.9%	-	-	-	-	-	-	-	-
Q-2025-03	-	-	43.18	15.3%	-	-	-	-	-	-	-	-
Q-2025-04	-	-	43.70	11.7%	-	-	-	-	-	-	-	-
SS-2025	-	-	44.21	17.1%	-	-	-	-	-	-	-	-
WS-2025/2026	-	-	43.98	15.5%	-	-	-	-	-	-	-	-
CY-2025	-	-	44.02	14.1%	-	-	-	-	-	-	-	-
BoM-2024-11	-	-	39.67	-	-	-	-	-	-	-	-	-
M-2025-02	-	-	45.88	-	-	-	-	-	-	-	-	-
Total											0	0

*Referred to the last session of the week